



District Report Card: 2017


| | |
|---------------------------|--------------------------------|
| State: Uttarakhand | District: Tehri Garhwal |
| Class: 5 | Subject: EVS |
| Schools: 60 | Students: 508 |


Participation/Coverage


Students

| | | | | |
|--|--------|-------|--------|-------|
| <div>GENDER</div> <div></div> | Boys | | Girls | |
| | Number | % | Number | % |
| | 239 | 47.05 | 269 | 52.95 |

| | | | | |
|---|--------|-------|--------|------|
| <div>AREA</div> <div></div> | Rural | | Urban | |
| | Number | % | Number | % |
| | 470 | 92.52 | 38 | 7.48 |

| | | | | | | | | |
|--|--------|-------|--------|------|--------|-------|--------|-------|
| <div>CATEGORY</div> <div></div> | SC | | ST | | OBC | | GEN | |
| | Number | % | Number | % | Number | % | Number | % |
| | 145 | 28.54 | 0 | 0.00 | 86 | 16.93 | 277 | 54.53 |

| | | | | | | |
|--|----|----|----|------|----|-----|
| <div>CWSN</div> <div></div> | LD | VI | HI | S&LD | ID | Oth |
| | 4 | 2 | 0 | 0 | 4 | 0 |

| | | | | |
|--|------------|--------|------------------|------|
| <div>Management</div> <div></div> | Government | | Government-aided | |
| | Number | % | Number | % |
| | 508 | 100.00 | 0 | 0.00 |

Average Performance of Students in EVS (%)

| Overall | Gender | | Area | | Management | | Social Group | | | |
|---------|--------|--------|-------|-------|------------|-------|--------------|------|-------|-------|
| | Male | Female | Rural | Urban | Govt. | Aided | SC | ST | OBC | GEN |
| 69.33 | 70.18 | 68.57 | 68.31 | 81.93 | 69.33 | 0.00 | 66.11 | 0.00 | 67.44 | 71.60 |

Performance on Learning Outcomes (LOs)

| Learning Outcomes | Description | Average Performance(%) |
|-------------------|---|------------------------|
| E403 | Identifies relationship with and among family members in extended family | 69.77 |
| E410 | Records observations/experiences/information for objects, activities, phenomena, places visited in different ways and predicts patterns and activities/ phenomena | 78.40 |
| E501 | Explains the super senses and unusual features (sight, smell, hear, sleep, sound, etc.) of animals and their responses to light, sound, food etc. | 54.72 |
| E503 | Describes the interdependence among animals, plants and humans | 74.61 |
| E504 | Explains the role and functions of different institutions in daily life (Bank, Panchayat, cooperatives, police station, etc.) | 84.74 |
| E505 | Establishes linkages among terrain, climate, resources (food, water, shelter, livelihood) and cultural life. (e.g. life in distant/difficult areas like hot/cold deserts) | 50.00 |
| E506 | Groups objects, materials, activities for features/properties such as shape, taste, color , texture, sound, traits etc. | 48.40 |
| E507 | Traces the changes in practices, customs, techniques of past and present through coins, paintings, monuments, museum etc. and interacting with elders | 62.79 |
| E508 | Guesses (properties, conditions of phenomena), estimates spatial quantities (distance, area, volume, weight etc.) and time in simple standard units and verifies using simple tools/set ups | 65.96 |
| E509 | Records observations/experiences/information in an organized manner (e.g. in tables/ sketches/ bar graphs/ pie charts) and predicts patterns in activities/phenomena (e.g. floating, sinking, mixing, evaporation , germination , spoilage) to establish relation between cause and effect. | 68.91 |
| E510 | Identifies signs, directions, location of different objects/landmarks of a locality /place visited in maps and predicts directions w.r.t. positions at different places for a location | 66.28 |
| E512 | Voices opinions on issues observed/experienced and relates practices /happenings to larger issues of society | 70.00 |
| E513 | Suggests ways for hygiene, health, managing waste, disaster/emergency situations and protecting/saving resources | 74.67 |

| Range of Performance of Students who Answered Correctly | | | | | | | |
|---|------|-----------|-------|-----------|-------|-----------|-------|
| Below 30% | | 30% - 50% | | 50% - 75% | | Above 75% | |
| Number | % | Number | % | Number | % | Number | % |
| 22 | 4.33 | 59 | 11.61 | 237 | 46.65 | 190 | 37.40 |

Lowest Performing Learning Outcomes (LOs)

1 - Groups objects, materials, activities for features/properties such as shape, taste, color , texture, sound, traits etc. (48.40)

2 - Establishes linkages among terrain, climate, resources (food, water, shelter, livelihood) and cultural life. (e.g. life in distant/difficult areas like hot/cold deserts) (50.00)

3 - Explains the super senses and unusual features (sight, smell, hear, sleep, sound, etc.) of animals and their responses to light, sound, food etc. (54.72)

4 - Traces the changes in practices, customs, techniques of past and present through coins, paintings, monuments, museum etc. and interacting with elders (62.79)

5 - Guesses (properties, conditions of phenomena), estimates spatial quantities (distance, area, volume, weight etc.) and time in simple standard units and verifies using simple tools/set ups (65.96)